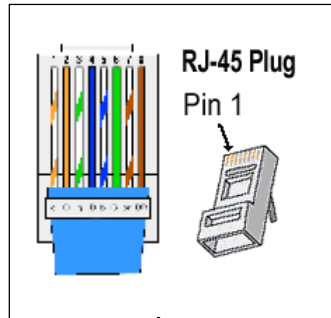
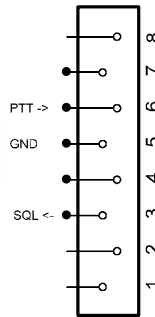


# How to connect an analogue radio Motorola to TRBOnet with adapter "TRBOnet M.001"



To PC USB



PTT ->

GND


SQL <-

To PTT in (active level LOW) - pin assigned in CPS. (Example pin 3)

GND (Pin 7 on Motorola service connector)


To SQL / PL-DPL Detect (active level LOW)  
pin assigned in CPS. (Example pin 14)

To PC Audio OUT

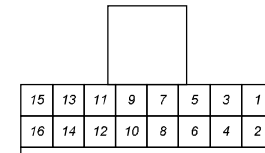


To Ext\_Mic in Motorola radio  
(Pin 2 on Motorola service connector)

To PC Audio LINE IN



To Flat\_Audio out Motorola radio  
(Pin 11 on Motorola service connector)



Motorola service connector  
CM/GM series.  
Rear view.



Analogue radio Motorola.